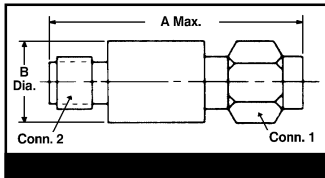


# D.C. Blocks

.01 to 18 GHz – Type N, SMA, TNC, BNC, 7 mm, F, 2.9 mm

## Features

- .01 to 18 GHz
- Stainless steel or brass construction
- Maximum loss @ 18 GHz: 0.5 dB
- Impedance: 50 Ohms
- Temperature (operating): -55°C to +125°C (except F series = +80°C max.)
- Most models in stock
- See p. 24 for 26.5 GHz and other models



**MIDISCO MDC1181** inside blocks are capacitively coupled through the center conductor to prevent DC current flow. The MDC1182 In/Out adds series capacitance to the outer conductor as well to suppress the flow of ground and audio interference signals. RF power flows uninterrupted.

Model Number	Type	VSWR @ F (GHz)			Connectors		Dim.(Ref.)	
		.01-8	8-12.4	12.4-18	1	2	A	B
MDC1181S	Inside	1.2	1.25	1.35	SMA (M)	SMA (F)	0.86	0.28
MDC1182A-S12	In/Out	1.2	1.25	N/A	SMA (M)	SMA (F)	1.20	0.50
MDC1182A-S18	In/Out	1.2	1.25	1.35	SMA (M)	SMA (F)	1.20	0.50
MDC1181N	Inside	1.2	1.25	1.35	N (M)	N (F)	1.77	0.63
MDC1182A-N12	In/Out	1.2	1.25	N/A	N (M)	N (F)	1.91	0.50
MDC1182A-N18	In/Out	1.2	1.25	1.35	N (M)	N (F)	1.91	0.50
MDC1181T	Inside	1.2	1.25	1.35	TNC (M)	TNC (F)	2.07	0.56
MDC1182-T18	In/Out	1.2	1.25	1.35	TNC (M)	TNC (F)	2.07	0.50
MDC1181B	Inside	1.35*	N/A	N/A	BNC (M)	BNC (F)	1.60	0.50
MDC1182B	In/Out	1.35*	N/A	N/A	BNC (M)	BNC (F)	1.60	0.50
MDC1181F	Inside	1.35**	N/A	N/A	F (M)	F (F)	1.51	0.44
MDC1182F	In/Out	1.35**	N/A	N/A	F (M)	F (F)	1.51	0.44

\*: to 4 GHz \*\*: to 2 GHz

Note: Most DC blocks are also available with double-male or double-female connectors. MIDISCO also supplies 2.9 mm 26.5 GHz models, as well as 75 Ω BNC and Type N, and Type N to SMA interseries models. See page 24 or consult factory for more information.

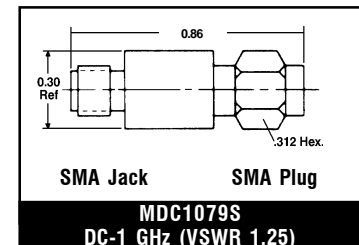
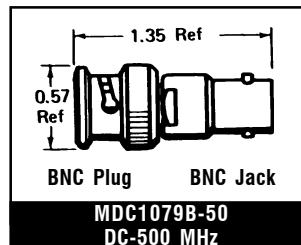
# Feed-Thru Terminations

## Type BNC & SMA

## Features

- Impedance 50 ohms ±1%
- MDC1079B available in 75, 93, 150, 600 ohms and other impedances.
- Average power 2 watts.
- Connectors: BNC male/female  
Finish: Bright alloy  
Material: Brass
- Connectors: SMA male/female  
Finish: Passivated  
Material: Stainless steel
- Other connector types available
- Frequency DC-1 GHz (SMA)
- VSWR 1.1 (DC-250MHz) 1.2 (250-500MHz)
- Delivery from stock

**MIDISCO Coaxial Feed-Thru Termination Model MDC1079** is ideal for terminating pulse microwave or UHF instruments in their own characteristic impedance. Each unit can be supplied with either a BNC male and female connector on a brass body (MDC1079B) or SMA male and female on a stainless steel body (MDC1079S). To maintain a good laboratory appearance, each SMA unit is passivated and each BNC unit has a bright alloy finish.

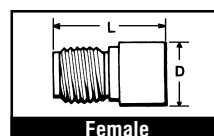
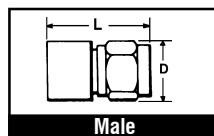


# Coaxial Shorts

## Features

- Stainless steel passivated or Brass with Bright alloy finish
- Short lengths
- Available with bead chains (suffix "-C")
- Connectors per MIL-PRF-39012
- SMA-N-TNC-BNC-SMB
- Plugs or Jacks
- Delivery from stock

**MIDISCO coaxial fixed shorts** are used as phase references when calibrating equipment. At exactly one-half wavelength from the connection point the maximum amplitude appears. Each model is designed to produce a reflection coefficient that is approximately equal to one. They are also available with bead chains. Delivery is from stock.



## Type SMA, N, TNC, BNC

Model Number	Type	D (Ref.)	L (Ref.)	Material
MDC1025M-S	SMA Male	0.31	0.33	Stainless Steel
MDC1025F-S	SMA Female	0.31	0.48	
MDC1025MX-N	N Male	0.78	0.69	
MDC1025MX-T	TNC Male	0.59	0.70	Brass with Bright Alloy Finish
MDC1025M-T	TNC Male	0.59	0.70	
MDC1025F-T	TNC Female	0.50	0.58	
MDC1025M-N	N Male	0.78	0.69	
MDC1025F-N	N Female	0.78	0.75	
MDC1025M-B	BNC Male	0.59	0.70	
MDC1025F-B	BNC Female	0.50	0.58	
MDC1025M-SMB	SMB Male	0.22	0.84	
MDC1025F-SMB	SMB Female	0.22	0.84	

Note: For Bead Chain add suffix "-C"